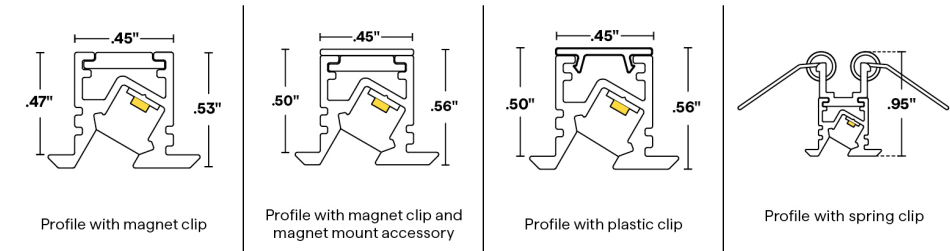




MICRO 5 POP FLANGE-ENCAPSULATED (03) STATIC WHITE

24VDC Linear Fixtures - Recessed

1 PRODUCT - DIMENSIONS

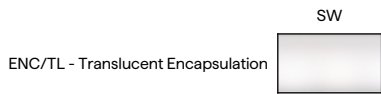


2 DELIVERED LUMENS

[Calculated L70 = 40000 hrs]
Tested with POPF-03-SW-**-30-ENC

	1.0 W/FT		2.0 W/FT		4.0 W/FT	
	LM/FT	CRI	LM/FT	CRI	LM/FT	CRI
TL	28	95	55	95	118	95

5 DIODE VISIBILITY

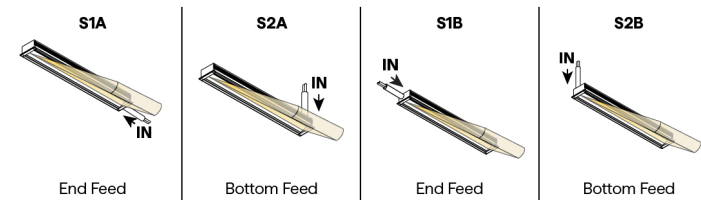


TEMPERATURE RATINGS

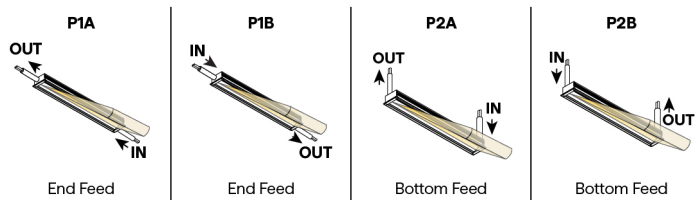
	1.0 W/FT		2.0 W/FT		4.0 W/FT	
	Min	Max	Min	Max	Min	Max
Ambient Operating Temp - Recessed	-4°F	130°F	-4°F	120°F	-4°F	105°F

6 WIRE INPUT/OUTPUT

ASYMMETRIC ONLY SINGLE (Input only)



ASYMMETRIC ONLY PASS THROUGH (Input/Output)

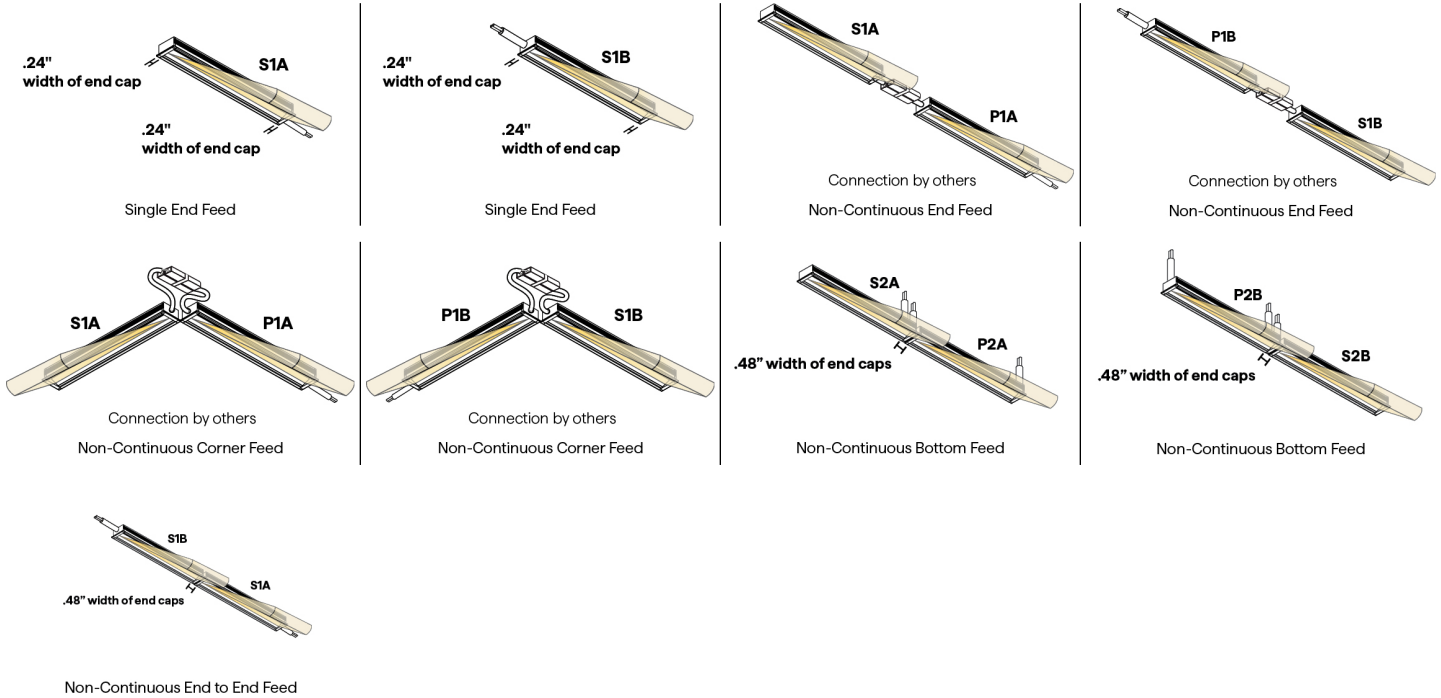




MICRO 5 POP FLANGE-ENCAPSULATED (03) STATIC WHITE

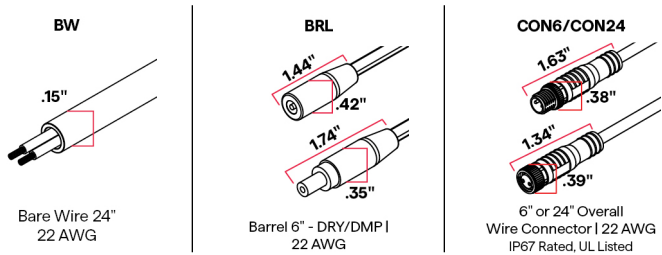
24VDC Linear Fixtures - Recessed

CONFIGURATION OPTIONS



7 / 8 CONNECTOR/WIRE - IN/OUT

Connector/Wire In or Out not needed to specify product. Typical selection is S1 for Wire Input/Output, BW for Connector/Wire In, N/A for Connector/Wire Out



9 WIRE COLOR





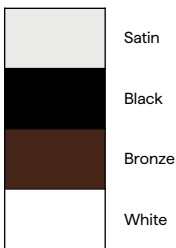
MICRO 5 POP FLANGE-ENCAPSULATED (03) STATIC WHITE

24VDC Linear Fixtures - Recessed

11 MOUNTING

MG	PL	SP	832	MMA-05
Magnet Clip	Plastic Clip	Spring Clip	832 Silicone	Magnet Mount Accessory for MG-05
One MG provided per foot To order separately use MG-05	2 clips provided for 4' or less; 4 clips provided for greater than 4' To order separately use PLC-16 Each clip comes with a #6x1/4" and #6x1/2" Flat Head SS	2 clips provided for 4' or less. 4 clips provided for greater than 4'. To order separately use SP-02	Sold separately	Sold separately, to order use MMA-05 Each bracket comes with 2 #6 x 5/8" Flat Head SS per foot Required when mounting to a non-magnetic surface

12 FINISH




Custom finishes require a longer lead time, consult factory

15 EXACT/OPTIMAL FIXTURE LENGTH

[E/O Length Calculator →](#)

[E/O Explained →](#)

Exact fixtures are the exact length specified. Optimal fixtures' length is rounded down based on LED cut points to allow the fixture to be illuminated end to end. For runs with multiple fixtures that need to fill a specific length, it's recommended to order all optimal fixtures with an exact fixture at the end of the run.





MICRO 5 POP FLANGE-ENCAPSULATED (03) STATIC WHITE

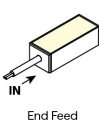

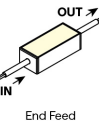

24VDC Linear Fixtures - Recessed

SW ENC LENGTHS BY INCH

EXACT LENGTH

Requested Length	Potential dim spot on either end of a S1 fixture
	
12"	0.5"
13"	0.5"
14"	0.5"
15"	0.5"
16"	0.5"
17"	0.5"
18"	0.5"
19"	0.5"
20"	0.5"
21"	0.5"
22"	0.5"
23"	0.5"
24"	0.5"
36"	0.5"
48"	0.5"
60"	0.5"
72"	0.5"
84"	0.5"
96"	0.5"

OPTIMAL LENGTH

Requested Nominal Length	S1A/B & S2A/B		P1A/B & P2A/B	
	S1	S2	P1	P2
				
12"	11.50"		11.75"	
13"	12.50"		12.75"	
14"	13.50"		13.75"	
15"	14.50"		14.75"	
16"	15.50"		15.75"	
17"	16.50"		16.75"	
18"	17.50"		17.75"	
19"	18.50"		18.75"	
20"	19.50"		19.75"	
21"	20.50"		20.75"	
22"	21.50"		21.75"	
23"	22.50"		22.75"	
24"	23.50"		23.75"	
36"	35.50"		35.75"	
48"	47.50"		47.75"	
60"	59.50"		59.75"	
72"	71.50"		71.75"	
84"	83.50"		83.75"	
96"	95.50"		95.75"	


14

EXACT/OPTIMAL FIXTURE LENGTH

E/O Length Calculator →

E/O Explained →

Exact fixtures are the exact length specified. Optimal fixtures' length is rounded down based on LED cut points to allow the fixture to be illuminated end to end. For runs with multiple fixtures that need to fill a specific length, it's recommended to order all optimal fixtures with an exact fixture at the end of the run.





MICRO 5 POP FLANGE-ENCAPSULATED (03) STATIC WHITE

24VDC Linear Fixtures - Recessed

COMPATIBLE POWER SUPPLIES

See power supplies cut sheets for more information. Data subject to change, all data has +/- 5% tolerance.

DIM TO LEVEL	INDOOR	OUTDOOR
	MICRO 5-SW	MICRO 5-SW
Dim to Black	Q6M-DC+CAP QTM-DC+CAP IQ-PH+QD1	QOM-DC+CAP QOM-PH
0.1%	QT-CAB-QZ-PH/0-10V QT-CAB-eLED+0-10V QT-CAB-eLED+0-10V-AWN QT-CAB-eLED+DALI-DT6 QT-CAB-eLED+DALI-DT6-AWN QTM-eLED+0-10V QTM-eLED+0-10V-AWN QTM-eLED+DALI-DT6 QTM-eLED+DALI-DT6-AWN QZ-BOWTIE+DIMMER QZ-DMX QZ-PH/0-10V QZ-STICK-PH/0-10V QZLP	Q-SET-QZ-DMX Q-SET-QZ-PH/0-10V Q-SET-eLED+0-10V QOM-eLED+0-10V QOM-eLED+DALI-DT6 QOM-eLED+PS-DALI-DT6 QZ-DMX QZ-PH/0-10V
1%	QTM-eLED(E) QZ-DALI-DT6	Q-SET+QZ-DALI-DT6 QZ-DALI-DT6
10%	Non-Dim Power Supply with SW App Dongle	Q-HEX-mini-DC Q-SET-mLED




MICRO 5 POP FLANGE-ENCAPSULATED (03) STATIC WHITE

24VDC Linear Fixtures - Recessed

DIMMING PROTOCOL	INDOOR	OUTDOOR
	MICRO 5-SW	MICRO 5-SW
Non-Dim	QT-CAB-eLED-ND QTM-eLED-ND QZ-ND	Q-SET-QZ-ND Q-SET-eLED-ND QOM-eLED-ND QZ-ND
Phase	Q6M-DC+CAP QT-CAB-QZ-PH/0-10V QTM-DC+CAP QTM-eLED(E) QZ-BOWTIE+DIMMER QZ-PH/0-10V QZ-STICK-PH/0-10V QZLP iQ-PH+QD1	Q-HEX-mini-DC Q-SET-QZ-PH/0-10V Q-SET-mLED QOM-DC+CAP QOM-PH QZ-PH/0-10V
0-10V	QT-CAB-QZ-PH/0-10V QT-CAB-eLED+0-10V QT-CAB-eLED+0-10V-AWN QTM-eLED+0-10V QTM-eLED+0-10V-AWN QZ-PH/0-10V QZ-STICK-PH/0-10V QZLP	Q-SET-QZ-PH/0-10V Q-SET-eLED+0-10V QOM-eLED+0-10V QZ-PH/0-10V
Lutron Athena	QT-CAB-eLED+0-10V-AWN QT-CAB-eLED+DALI-DT6-AWN QTM-eLED+0-10V-AWN QTM-eLED+DALI-DT6-AWN	
ECO System	QTM-eLED(E)	
DMX	QZ-DMX	Q-SET-QZ-DMX QZ-DMX
DALI-2: DT6	QT-CAB-eLED+DALI-DT6 QT-CAB-eLED+DALI-DT6-AWN QTM-eLED+DALI-DT6 QTM-eLED+DALI-DT6-AWN QZ-DALI-DT6	Q-SET+QZ-DALI-DT6 QOM-eLED+DALI-DT6 QZ-DALI-DT6
SCENE App Dimmed	Non-Dim Power Supply with SW App Dongle	

COMPATIBLE WIRING ACCESSORIES




Q-mini-J

2"

1.25"

UL Listed, miniature junction box, DRY/DMP (WET rated with silicone)




Q-mini-J5

2.80"


2.27"

UL Listed, miniature junction box, DRY/DMP (WET rated with silicone)




BARREL-EXT

8ft barrel cable extender
DRY ONLY




BARREL FOUR-FER

Splits lead from one to four LED Barrel connector fixtures, DRY/DMP




CON120-EXT

10ft Con cable extender
DRY/DMP/WET



CON FOUR-FER

Splits lead from one to four LED Con connectors
DRY/DMP/WET



CON M - BARREL F

Male con to barrel cable adaptor
DRY/DMP

COMPATIBLE CONTROL ACCESSORIES

SCENE APP DONGLE



1.36"

2.58"

Wi-Fi or Bluetooth Connectivity



MICRO 5 POP FLANGE-ENCAPSULATED (03) STATIC WHITE

24VDC Linear Fixtures - Recessed

COMPATIBLE APPS

NFC APP



Read and write
DMX addresses and
adjust voltage